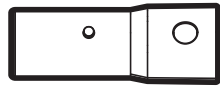




# WORX



<b>Gutter Cleaning Kit</b>	<b>EN</b>	<b>P04</b>
<b>Trousse de nettoyage de gouttières</b>	<b>F</b>	<b>P06</b>
<b>Kit de limpieza de canales</b>	<b>ES</b>	<b>P08</b>



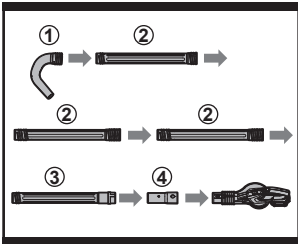
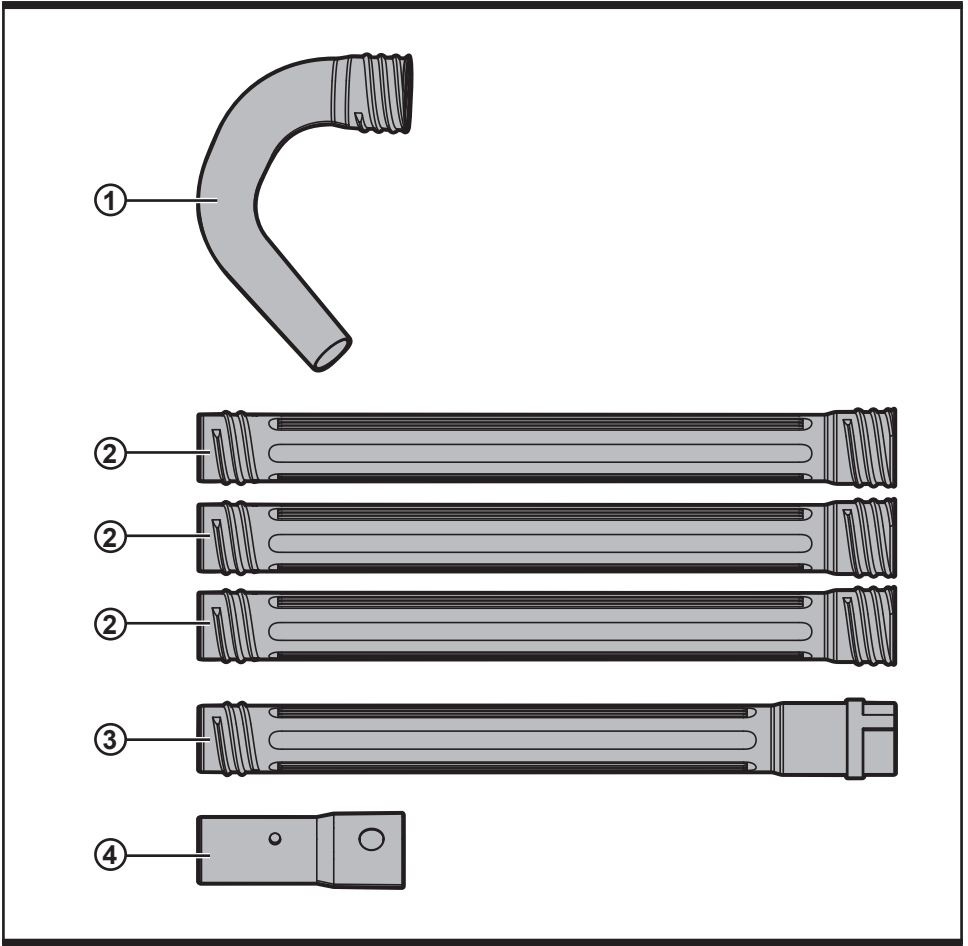
**HELPLINE NUMBER**  
1-866-354-WORX (9679)

# WA4090


**Fits WORX models: WG545 series, WG565 series, WG575 series**

**S'adapte aux modèles WORX suivants: Série WG545, Série WG565,  
Série WG575**

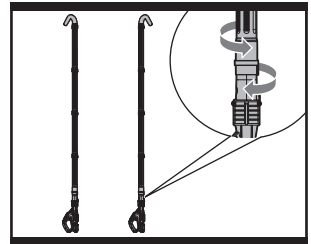
**Para los modelos WORX: Series WG545, Series WG565, Series  
WG575**



**A1**



**A2**



**B**

---

**1. GUTTER TUBE NOZZLE (QUANTITY OF 1)**

---

**2. GUTTER TUBE EXTENSION (QUANTITY OF 3)**

---


**3. GUTTER TUBE ADAPTER (QUANTITY OF 1)**


---

**4. GUTTER TUBE CONNECTER (QUANTITY OF 1)**

---

## SAFETY INSTRUCTIONS

 **WARNING!** User must read the product manual to fully understand this product prior to use, and follow all safety instructions as outlined in the WORXAIR™ Operator's Manual.

 **CAUTION!** The user must wear the appropriate clothing and safety goggles when operating this product. Be aware of all bystanders, pets and objects in a close proximity.

- **DO NOT** operate blower and attachments when fatigued.
- **DO NOT** overreach or stand on unstable support. Keep good footing and balance at all times.
- Never direct airflow towards bystanders. Always be aware of the direction that the debris will be thrown.
- Use a face filter mask to avoid breathing dust and debris.

## ASSEMBLY AND OPERATION

### 1. ATTACH THE GUTTER KIT AS SHOWN IN Fig. A1:

Connect the (1, 2, 3) components by screwing together. Snap the (3, 4, Blower) components together.

### NOTE:

Use only enough GutterTube Extensions to comfortably reach the inside of the rain gutter.

### 2. OPERATE ACCORDING TO Fig. A2:

The GutterTube Nozzle can be adjusted to any desired direction by rotating the GutterTube Connector as shown in Fig. B. Gutter cleaning applications will vary. It is recommended to try various positions to find the most effective working position for the type of house and gutter design.