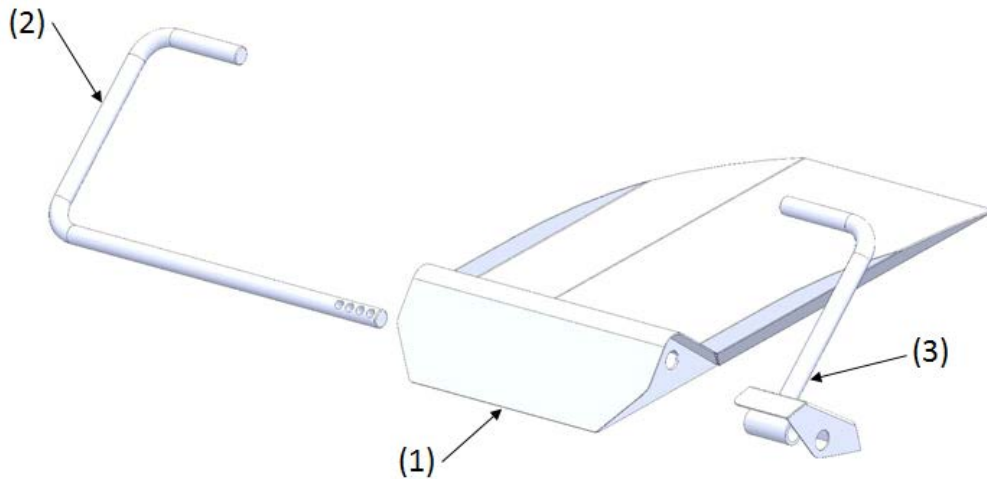


MoJack

ANTI-THEFT WHEEL LOCK

Customer Service Phone:
1-877-575-3173.
www.themojack.com



Kit Includes:


- (1) 1 Base
- (2) 1 Inner Lock Arm
- (3) 1 Outer Lock Arm

Not Included:

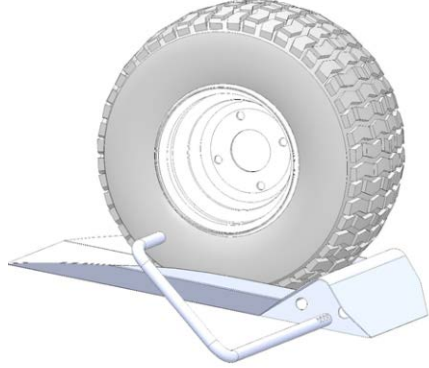
Pad Lock

-OVER-


Assembly Instructions




1. Drive vehicle into Base



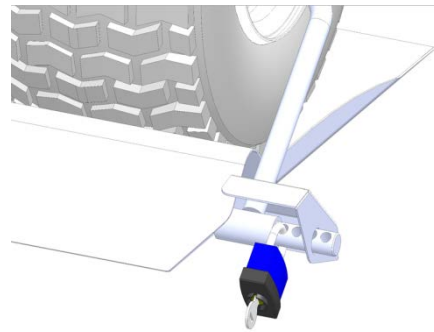
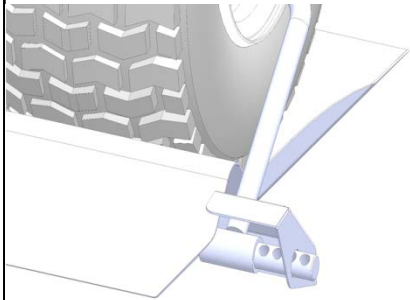
2. Install Inner Lock Arm. When installing Inner Lock Arm, choose the hole that is farthest away from the wheel but will still allow the Lock Arm to clamp on to the wheel



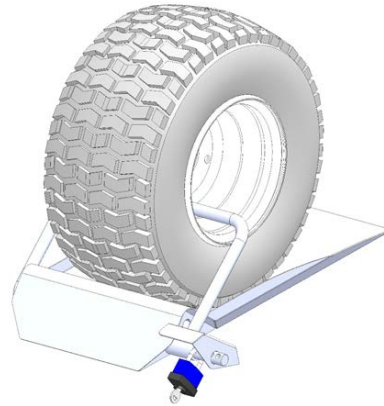
3. Install Outer Lock Arm.




4. Slide Outer Lock Arm in as far as possible



5. Install Pad Lock (not included) into hole on Inner Lock arm as shown



6. Installation complete



7. Optional:
Wheel Lock can be bolted to floor for increased security

Customer Service Phone: 1-877-575-3173. www.themojack.com. This produce has a 30 day limited warranty. For questions call the listed phone number or submit your question through the website.